

Front Side of the Seiden (Main Hall) of Shuri Castle (Paid Area)

Work Schedule for Lacquer Recoating

Thank you very much for your continuous cooperation toward our management of Shuri Castle Park.

The current fiscal year marks the 24th year since Shuri Castle Park opened in 1992. Shuri Castle, the only “vermillion (red) castle” in Japan, is coated in natural lacquer, i.e., it is a “piece of lacquer craftwork.” In order to continue to protect its “vermillion” color, among other things, it is necessary to properly perform work such as lacquer recoating (repair of lacquer coating).

Ever since the park opened in 1992, we have been performing such work as lacquer recoating for the outer side of the Seiden as necessary. However, due to constant exposure to strong sunlight (ultraviolet rays) as well as heavy winds and rainfall in Okinawa, there have been significant deterioration of the lacquer coating and coloring as well as peeling off of gold leaves.

Therefore, we are planning to perform such work as recoating of lacquer for the outer side of the Shuri Castle Seiden over a three-year period starting in FY2016. We will begin working on the backside of the Seiden (closed park area) from August 2016, and we intend to start working on the front side of the Shuri Castle Seiden as soon as around March 2017.

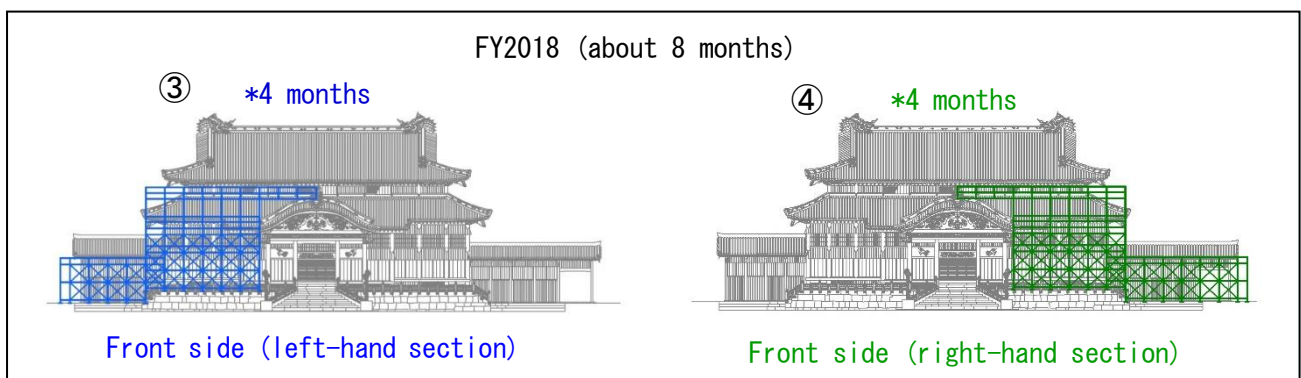
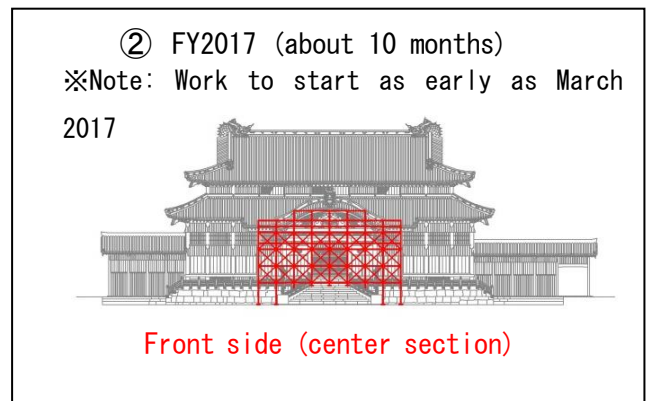
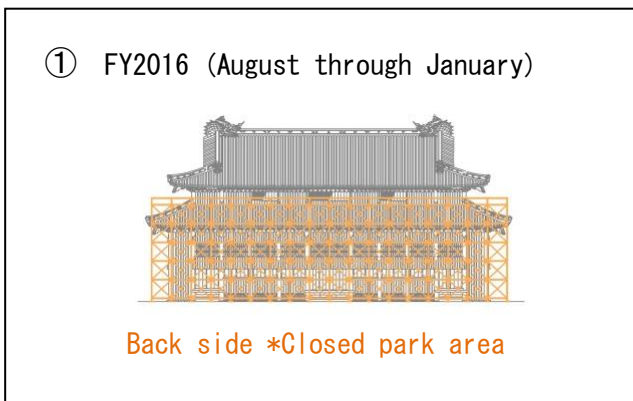
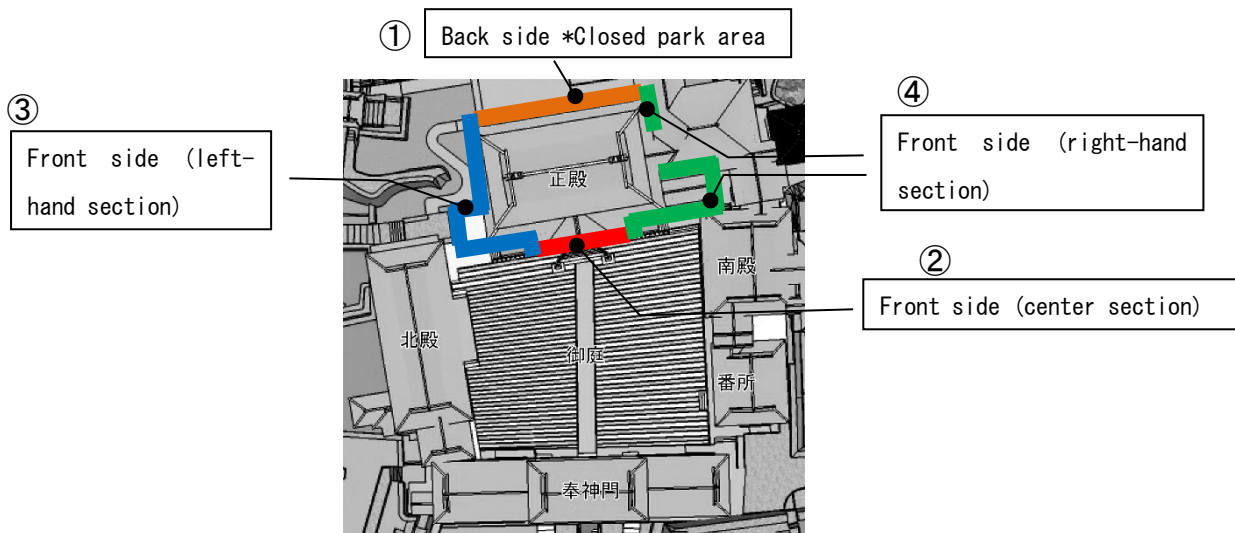
While work is going on in the front side of the Shuri Castle Seiden, it is expected that scaffolding and protective sheets will make it difficult to view the front of the Seiden.

We apologize for causing great inconvenience to everyone visiting the park, but we ask for your understanding and cooperation, as the work is important for keeping the Shuri Castle Seiden attractive by protecting its “vermillion” color, among other things.

We will keep you informed when official decision is made on such matters as when the work will start and how long it will take.


At Shuri Castle Park, we are planning to perform such work as recoating of lacquer for the outer side of the Shuri Castle Seiden over a three-year period starting in FY2016. We also we intend to start working on the front side of the Shuri Castle Seiden as soon as around March 2017.

Work Schedule for Lacquer Coating Repair, etc. of the Outer Side of Shuri Castle Seiden
(FY2016 to FY2018)



Note: We plan to use transparent sheets for covering the work area so that visitors who come to the park while work such as lacquer recoating for the front side of Shuri Castle is being performed can see what is going on. (However, depending on the lacquer application process, the work area may sometimes be covered with a white cloth for protection from ultraviolet rays and for temperature and humidity adjustments.)

[Condition of deterioration of lacquer coating and vermilion color of the Shuri Castle Seiden and peeling off of gold leaves from the Seiden]



[Services available during the period of such work as lacquer coating repair for the front side of the Shuri Castle Seiden (tentative)]

① Shuri Castle Seiden image download service (Una Plaza and 1st floor of Nanden Hall)

Images of the Seiden can be downloaded using the QR code displayed on the work explanation signboard that will be set up in the paid area (Una Plaza and 1st floor of Nanden Hall). Note: A communication fee may be charged separately



QR code

Image of the signboard

② Exhibition related to lacquer coating repair, etc. (Note: Location TBD)
An exhibition related to coating of lacquer, etc. will be held.

Image of descriptive exhibition



Explanation of vermilion color painting process with a teita (hand plate/board)

