Admission fees

	Adult	Youth (High school students)	Children (Elementary, junior high school students)	Under 6 years old
General admission	¥400	¥300	¥160	Free
Group (20 or more people)	¥320	¥240	¥120	
Annual pass	¥800	¥600	¥320	—

- The group rate will be applied to visitors presenting a one- or two-day monorail pass at the ticket office.
- The group rate may be applied for groups of less than 20 people if it is a school event.(Advance application required)
- Admission is free for persons with physical or mental disabilities and one attendant. Please present your physical disability certificate, mental disability certificate, or medical rehabilitation handbook at the ticket office.

Opening hours

	Apr–Jun/Oct–Nov	Jul–Sep	Dec–Mar
Paid area	8:30–19:00	8:30–20:00	8:30–18:00
Ticket sales close	18:30	19:30	17:30
Free area / parking area	8:00–19:30	8:00–20:30	8:00–18:30

- The castle walls are illuminated from sunset.

Event Information



Gate Opening Ceremony (Ukejo)

Morning ritual to announce the opening of the gate

Daily 8:25– Houshinmon

*Canceled on closed days and in case of inclement weather.



Learn and Experience the Time Signal at Agari-no Azana

Daily 11:55– (about 10 min)

Agari-no Azana, Shurijo Castle Park (paid area)

Fee: Free (*To get to Agari-no Azana, you need a ticket valid on the day of the event. Annual pass is also acceptable.)

*Canceled in case of rain.



Shurijo Castle 60-Minute Guided Tour (Only in Japanese)

A 60-minute tour of the park including the paid area undergoing reconstruction guided by a commentator.

Daily 8:15–/9:15–/16:00–

*You may participate without reservation if there is an opening on the day.

Vicinity of the Information Center on the 1st basement floor (B1F) of Suimuikan

Fee: ¥1,000/person *Additional ticket required (junior high school student or older)

Access

1. Monorail (Yui Rail)

Get off at Shuri or Gibo Station. Shureimon is about 15-minute walk from both stations.

2. Sightseeing Bus / Car / Taxi

About 10 km from Naha Airport. Takes about 40 to 50 min.
There is an underground parking lot at Suimuikan.

3. Local Bus

- Take a city line bus ❶, ⓮ or ⓱ or a suburban line bus ㊻. Get off at the “Shurijo Castle Park Entrance” bus stop. It is about a 5-minute walk to Shureimon.
- Take the Shuri Castle Town Line bus ❼ or ❽ and get off at the “Shurijo Castle Mae” bus stop. It is a one-minute walk to Shureimon.
- Take a city line bus ❾ or ⓭ or a suburban line bus No. ㉕, ㊼, or ㊶. Get off at the “Yamakawa” bus stop. It is a 15-minute walk to Shureimon.

Suimuikan parking fees

Large bus	¥1,200
Small motor vehicle	¥400

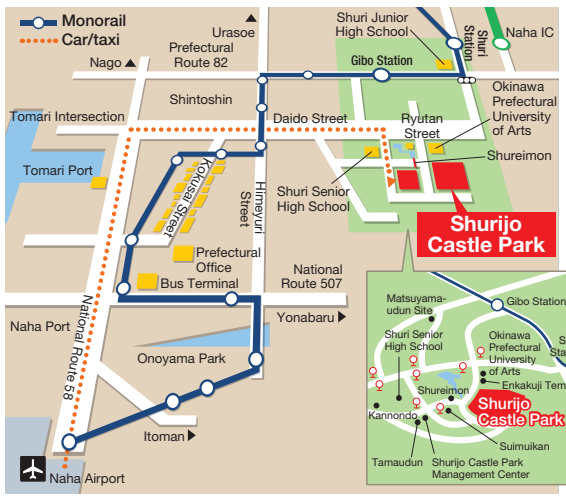

Contact us at

Shurijo Castle Park Management Center

1-2 Kinjo-cho, Shuri, Naha City, Okinawa 903-0815
Tel. 098-886-2020 Fax 098-886-2022
http://oki-park.jp/shurijo/en/

24.02.50,000

SHURIJO CASTLE PARK

A World Heritage that Tells the Glorious Story of the Ryukyu Kingdom



Shurijo Castle's History

Shurijo Castle was constructed around the 14th century. It is a distinctively Ryukyuan castle, showing both Chinese and Japanese influences, and was the largest wooden structure in the Ryukyu Kingdom. Shurijo Castle was a royal palace where the king and his family lived, and at the same time, the home of the Shuri Royal Government, a governing institution of the kingdom. Furthermore, it was the core of religious networks that operated rituals and ceremonies of the kingdom, executed by the priestesses dispatched at various locations throughout the land. After the kingdom became Okinawa Prefecture in 1879, Shurijo Castle was used as a Japanese military post and various schools were housed there. In 1945, it was burnt down in the Battle of Okinawa. And after the war, the site became a campus of the University of the Ryukyus. The restoration project was promoted after the university was moved, and Shurijo Castle Park opened in 1992. The restored Shurijo Castle is modeled after the castle from the 18th century on.



Shurijo Castle Seiden before the war

China	Japan (Ryukyu)					
Ming	Nanboku-cho Period / Muromachi Period	Sanzan Period	First Sho Dynasty	Second Sho Dynasty	Okinawa Prefecture	People's Republic of China
					Meiji Era	Republic of China
					Showa Era	
					Heisei Era	

1372	King Satto of Chuzan sends an envoy to Ming for the first time.
1406	Sho Shisho (Father of Sho Hashi) becomes the King of Chuzan.
1427	The pond of Ryutan is dug, and the Garden is created.
1429	Sho Hashi unites Sanzan. Ryukyu Kingdom is established.
1470	Sho En takes the throne. Construction of Zuisenmon.
1508	Koran and Dairyuchu made of bluestone are placed at the Seiden. The Hokuden is constructed in this period.
1519	Construction of Sonohyan-Utaki Ishimon.
1609	Shimazu Invasion of Ryukyu.
1621-27	Construction of Nanden.
1709	Fire destroys Shurijo Castle.
1768	Seiden undergoes major repairs.
1872	Ryukyu Han is established.
1879	The surrender of Shurijo Castle. The collapse of Ryukyu Kingdom. The establishment of Okinawa Prefecture.
1925	Shurijo Castle Seiden is designated as a National Treasure.
1945	Fire destroys Shurijo Castle in the Battle of Okinawa.
1957	Restoration of Sonohyan-Utaki Ishimon.
1958	Restoration of Shureimon.
1972	Reversion to Japan.
1989	Start of restoration work on the Shurijo Castle Seiden. Start of restoration work on Nanden/Bandokoro, Hokuden, and Houshinmon.
1992	Shurijo Castle Park is partially opened to the public.
2000	The Social Dinner for the Kyushu-Okinawa Summit is held at the Hokuden. Shurijo Castle, Sonohyan-Utaki Ishimon, and Tamaudun are listed as World Heritage Sites.
2009	Shoin / Sasunoma Garden is designated as a Place of Scenic Beauty of Japan.
2019	Shurijo Castle Fire.
2020	Shurijo Castle reconstruction begins.

Keizuza and Yomotsuza



“Keizuza” was a government office that managed records of the family lineage of the warrior class people. “Yomotsuza” was a government office managing the goods and materials used in the castle. It is currently used as a rest place, and assorted Ryukyu sweets are offered for a charge.

Shurijo Castle Teahouse

This shop sells original Shurijo Castle products and souvenirs.
It also has a space for visitors to take a break.
Visitors can enjoy traditional Ryukyu sweets here.

9:00–18:00 (Last orders 17:30)

¥500/person (tax included)



Nyokan Kyoshitsu

Paid area

The living quarters for the live-in ladies of the court called “Gusukunchu” who attended to duties such as waiting on the king. This building is in Ouchibara, a private area for the king, his family, and women working in Shurijo Castle.

Museum Shop Kyuyo

This shop sells original Shurijo Castle products and souvenirs.
It also has a space for visitors to take a break.

Same as the opening hours

Suimuikan



This facility serves as a base for visitors to Shurijo Castle. It houses the Information Center, a restaurant, a cafe, and few shops. Please drop in before and after your tour.

Guidance Hall

Visitors can learn about Shurijo Castle through projection mapping and videos.



Cafe Ryuhi

Here you can enjoy light meals such as coffee and ice cream.

9:00–18:00 (Last order for light meals 17:30)

Restaurant Suimui

You can enjoy Okinawan soba, taco rice, and other Okinawan cuisine.

10:00–17:00 (Last order 16:30)



Shop Bingata

The shop sells original Shurijo Castle goods and souvenirs.

8:00–18:00

Shop Bingata B1

Sweets and drinks only available in Okinawa are sold.

8:00–18:00

*Please note that the product lineup may change.

Enjoy up close Shurijo Castle that can be seen only now during reconstruction

Nine facilities including the Seiden (main structure) were burnt down by a fire on October 31, 2019.
With the support of many people in Japan and abroad, we are currently moving forward, step by step, on the road to revival with the theme of "showcasing the reconstruction."
The restoration has begun from the Seiden. In the main Una courtyard where the Seiden stood, a timber warehouse for processing wood materials, a "gensunba" for drawing full-scale drawings, and "suyane," a protective scaffold for shielding the Seiden under construction from rain, wind and dust were built. Visitors can watch the restoration construction through the glass windows of the viewing area adjoining the structure.
*In principle, no restoration construction is done on Saturdays and Sundays.

Information
Restrooms
Nursing room
Diaper changing station
First aid
AED (Automated external defibrillator)
Rental center (Wheelchairs, walking canes, strollers)
Parking
Bicycle parking
Escalator
Elevator
Smoking area
Restaurant
Shop
Coin-operated locker

Free area
Paid area



1 Shureimon

The words "Shurei no Kuni" inscribed on the lacquered plaque mean "Ryukyu is a nation of propriety."
It was destroyed in the Battle of Okinawa and was restored in 1958.

2 Sonohyan-Utaki Ishimon

The members of the royal family prayed in front of this stone gate for the safe journey when the king traveled outside of the castle. It was partially destroyed during the Battle of Okinawa and was restored in 1957. In December 2000, the gate was inscribed as a World Heritage Site.

3 Ryuhi

The name comes from how the water is springing from the dragon's mouth. It is situated in front of Zuisenmon and was an essential source of drinking water for the royal palace and their guests.

4 Koufukumon



The word "Kofuku" inscribed on the lacquered plaque means "spreading fortune." On its east side, there was "Ookumiza" which managed family register affairs, and on the west side, there was "Jishaza" which managed temples and shrines.

5 Houshinmon



Entry through the central gate among the three was limited to only a few high-ranking persons such as the king. Here visitors can observe the morning ritual "Ukejo" announcing the opening of the gate.

6 Template Workshop Viewing Area



It is a place for producing full-scale drawings used in the construction of the Shurijo Castle Seiden. Visitors can watch workers work through the glass windows.

7 Bare Roof Viewing Area



The restoration construction of the Shurijo Castle Seiden is done inside this structure. It is a three-story building, and visitors can observe the construction up close from the viewing area set up on each floor.

8 Shurijo Castle Reconstruction Exhibition Room



Remnants found after the fire such as shishi (lion-dog) tiles are exhibited, and the road to the revival of Shurijo Castle is described in a video. The contents of the exhibition will change according to the progress of the construction.

9 Yohokoriden



The site where the ascension ceremony for the new king was held after a king passed away. Today, the history of Ryukyu Kingdom and the allure of the ruins of the Shurijo Castle Seiden are shown on a huge monitor.

10 Agari-no Azana



An observation platform on the east side of the castle. From here, visitors can see the entire Shurijo Castle Park and the city of Naha. Since east is where the sun rises, it is called "agari" in the local dialect.